

## Providing a swab sample for chlamydia and gonorrhoea tests

### 1738 -CtGcNhO

#### Preparations before collecting the sample

Please avoid collection of the sample during heavy menstrual bleeding. If possible, avoid use of tampons, local medication, lubricants and sex for 48 hours before collecting the sample. Do not wash your genital area before sample collection.

#### Equipment required for collecting the sample

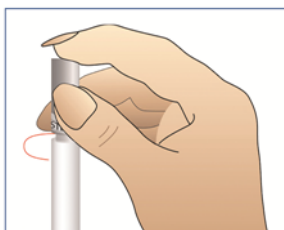
Specimen collection kit (BD MAX™ UVE Specimen Collection Kit that includes a sample tube with buffer solution, plastic transfer pipette, and a collection swab). You can obtain the collection kit from the laboratory or your care unit.

#### Content of the buffer solution

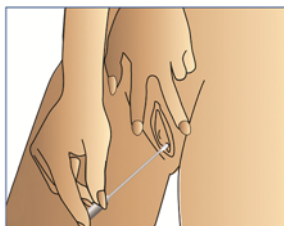
The sample buffer solution contains potassium phosphate, EDTA, Tween®20 and Proclin.

#### Collecting the sample

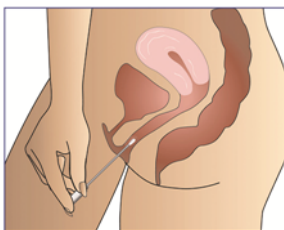
- Wash your hands with soap and water.
- Break the seal round the tube containing the swab. Remove the swab from the tube. Do not touch the soft end of the swab or let it touch on any surface. If this happens, please ask for a new collection kit from the laboratory or your care unit.



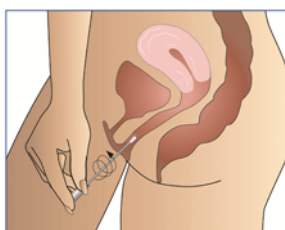
- Turn the swab towards you.



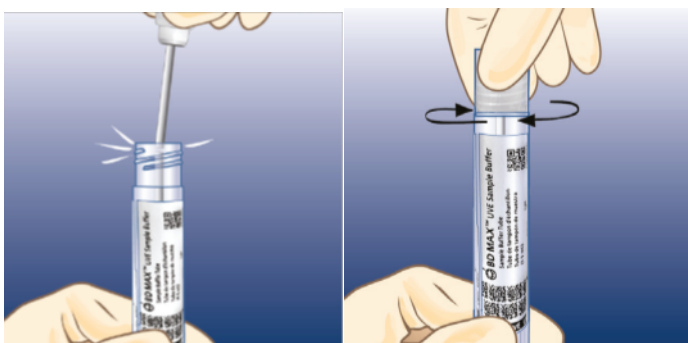
- Carefully, open up the labi with your other hand. Push the swab inside your vagina, about 5 cm (not too deep). Try to direct the swab towards your lower back and relax your muscles.



- If the swab does not slide in easily, try to roll it at the same time you push it forward.
- If the swab still does not slide in easily, stop the sample collection and call your care unit.
- If the swab slides in easily to 5 cm, make sure the swab touches the vaginal wall and spin it around for 10-15 seconds.



- Remove the swab from your vagina, being careful not to touch the skin outside.
- Put the swab into the tube containing the buffer solution. Snap off the swab so it fits in the tube and seal the buffer tube tightly with the cap.



## After collecting the sample

Write your name, personal identity number and date of sample collection directly on the sample tube.

The sample can be stored at room temperature (in the sealed buffer tube). Please, deliver the sample to the laboratory on the same day that it is collected. The sample should be delivered to the laboratory at latest the next day after sample collection.

Täällä on teksti, joka on kääntänyt...